



ATTENTION • NOTICE

GRAIN SAFETY FACTS

HAPPENS FAST!

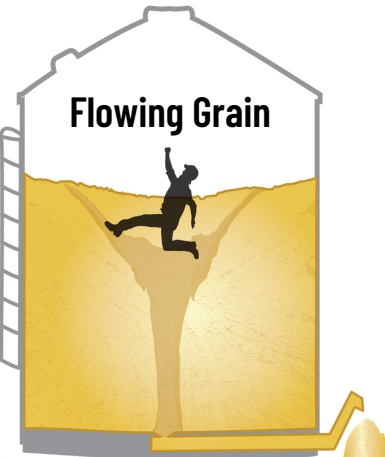
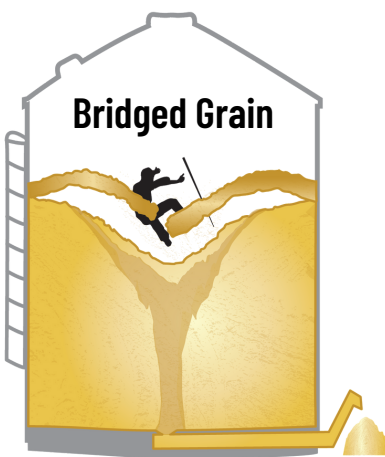



5 seconds trapped to knees.
Need help to get out.

30 - 45 seconds for
total engulfment!



HOW ENGULFMENT OCCURS



5 STEPS TO SAFE BIN ENTRY

1. Use a Permit or Checklist
2. Always **LOTO**
3. Check Atmosphere
4. Use a Lifeline
5. **NEVER ALONE**

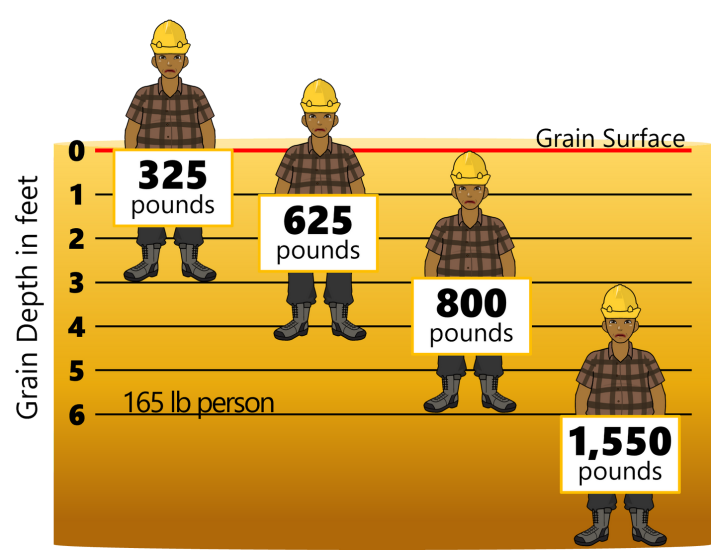


Pro Tip: Guard sump holes & sweep augers to prevent entanglement.

KNOW THE WARNING SIGNS

- Do not sink when walking on grain about 12 inches.
- Out of condition grain - smell, high moisture content, caked/clumped, towers, side build-up.
- Uneven slopes. Angle of repose not 22-28 degrees.
- No evidence of prior removal (bridging condition)

EXTRACTION FORCES



GRAIN HANDLING
SAFETY COUNCIL
Visit grainsafety.org